



JP SHINE ELECTRICAL & CONTROLS PVT. LTD.

Manufacturers & Suppliers of : Cable Trays, Raceway, Ladder Cable Tray, Earthing, Racks, Slotted Angle, C Channel



- Cable Tray
- Raceway
- Ladder Cable Tray
- Gel Earthing

Company Profile

Established in the year 2011, we, JP Shine Electrical & Controls, are a renowned manufacturer, exporter and supplier of Cable Tray Products and Panels. In the range of Panels, we Aluminum Cable Trays, Perforated Cable Tray, Ladder Cable Tray, Raceway, Junction Boxes, C Channel, Earthing Material, Slotted angle and Slotted Angle Racks and manufacturers, suppliers and exporters of high quality Control Panel, AMF Panel, APFC Panel, LT Panel, Power Control Panel, and Earthing Material, Bus Bar Ducts. offer and much more. In addition, we are also a service provider of After sales and Repairing Services. Our offered LT Panel and LT Panel Board has a compact design and free from weld burrs. It has strong resistance against earthquake, shock and scillation. Not only this product, but all our products are cost-effective, easy to install and give optimum performance. Apart from above mentioned products, we also provide LT Panel, LT Panel Board, APFC Panel, Control Panel, Power Control Panel, Bus Bar Ducts, AMF Panel, All Type Electrical Panel We are supported by a sound manufacturing unit and a team of talented engineers that help us in the development of unbeatable quality products. We offer the product gamut at affordable prices to suit the budget of our clients.

SLOTTED ANGLE RACK & ACCESSORIES



Size : 40mm x 2mm



Size : 40mm x 40mm 2mm



Standard Length - 900mm & 1200mm
Width - 225mm, 300mm, 375mm, 450mm, 600mm

OUR VALUABLE CUSTOMER



Our Products


CABLE TRAY

Specification

W	50 to 1000 mm
T	1.6 mm to 3.0 mm
RW	30 to 100 mm
H	50 to 150 mm
B	10 to 25 mm
RH	10 to 20 mm



Cable Tray Accessories



Perforated Cable Tray

LADDER TYPE CABLE TRAYS

Specification

W	50 to 1250 mm
T	1.6 mm to 3.0 mm
H	25 to 150 mm
B	10 to 25 mm



GP Ladder Cable Tray



Powder coated Ladder cable tray



Hot Dip Ladder cable tray

RACEWAYS

Specification

W	50 to 1000 mm
T	1.6 mm to 3.0 mm
H	25 to 150 mm
B	10 to 25 mm



RaceWay



Floor RaceWay



Ceiling Race Way

EARTHING

Specification


Raw Material	Mild Steel as per IS 2062
Sizes	20 x 3, 25 x 3 / 6, 30 x 5 / 6 35 x 5 / 6, 40 x 5 / 6 50 x 5 / 6 / 8 / 10 75 x 8 / 10, 100 x 8 / 10 / 12
Finish	Hot Dip Galvanized as per I.S. 2629 / 4759, BS 729, ASTM 123



Copper Strips



Gi Strips



Gel Earthing

Manufacturing Facilities

- Bending Machine
- Power Press 80 tonnes
- Paint Section
- Automated 9 Tank Pre-Treatment Shop
- Automated Powder Coating Shop
- Drilling ranging from 6 mm to 16 mm
- Bus Bar Bending, Cutting & Punching Machine
- Shearing Machine 2.5 mt



PRODUCTS RANGE

- Main L.T. Panel
- Control Desk Panel
- Meter Board Panel
- AMF Panel
- MCCB Panel
- By Pass Panel
- Changeover Panel
- Power Factor Panel
- Starter Panel
- Bus Duct

COUR VALUABLE
CUSTOMER



Our Products



Main LT Panel



Control Testing Desk



AMF Panel



Power Factor Panel



Starter Panel



MCCB Panel



Meter Board Panel



ACB Panel

ANMOL
The Right Way

MINDA

AMBER

IndianOil

FENA
BETTER PRODUCTS. CLEANER WORLD.

UFLEX

Accessories for Cable Tray Installation



Cross



Horizontal Elbow (90)



Horizontal Tee



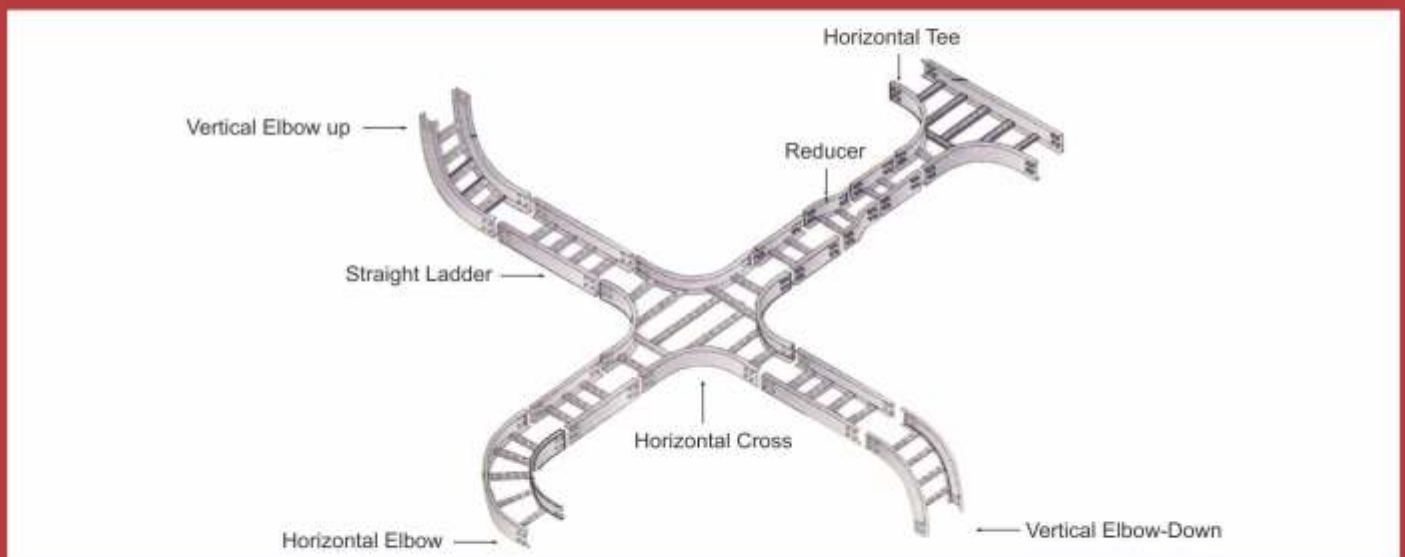
Vertical Elbow (90° DN)



LH / RH Reducer



Tee



JP SHINE ELECTRICAL & CONTROLS PVT. LTD.

Manufacturers & Suppliers of : Cable Trays, Raceway, Ladder Cable Tray,
Earthing, Racks, Slotted Angle, C Channel

+91-120-6980202, 2561666

+91 7836870201, 7428124360, 7065500318

jpshineelectrical@gmail.com

www.jpselectricalcontrols.co.in